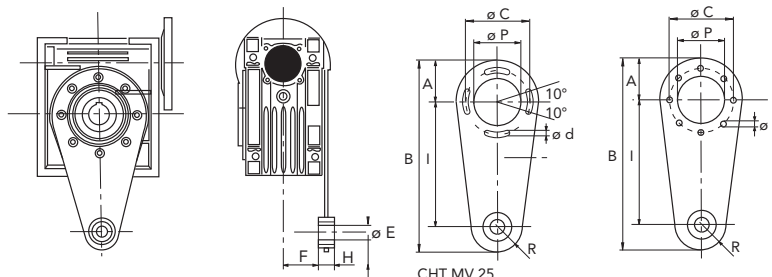




BRACCIO DI REAZIONE

TIPO	I	R	F	H	Ø E	A	B	Ø C	Ø d	Ø P	N°	Peso cad kit kg
CHT MV 25*	70	15	17.5	14	8	33.5	118.5	55	7	45	4	0.17
CHT MV 30*	85	15	24	14	8	38	138	65	7	55	8	0.18
CHT MV 40	100	18	31.5	14	10	44	162	75	7	60	8	0.24
CHT MV 50	100	18	38.5	14	10	50	168	85	9	70	8	0.27
CHT MV 63	150	18	49	14	10	55	223	95	9	80	8	0.57
CHT MV 75	200	30	47.5	25	20	70	300	115	9	95	8	1.10
CHT MV 90	200	30	57.5	25	20	80	310	130	11	110	8	1.26
CHT MV 110	250	35	62	30	25	100	385	165	11	130	8	1.92
CHT MV 130	250	35	69	30	25	125	410	215	14	180	8	2.23
CHT MV 150	250	35	84	30	25	125	410	215	14	180	8	2.23

* Privo di boccola antivibrante

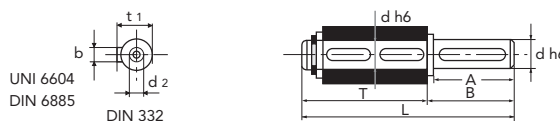


Il punto di ancoraggio del braccio di reazione è dotato di boccola antivibrante.



KIT ALBERO LENTO SEMPLICE

TIPO	A	Ø d	B	b	t 1	T	L	d 2	Peso cad kit kg
CHT MVS 25	23	11	25.5	4	12.5	55.5	81	-	0.07
CHT MVS 30	30	14	32.5	5	16	69.5	102	M6x16	0.14
CHT MVS 40	40	18	43	6	20.5	85	128	M6x16	0.27
CHT MVS 50	50	25	53.5	8	28	99.5	153	M10x22	0.60
CHT MVS 63	50	25	53.5	8	28	119.5	173	M10x22	0.67
CHT MVS 75	60	28	63.5	8	31	128.5	192	M10x22	0.94
CHT MVS 90	80	35	84.5	10	38	149.5	234	M12x28	1.79
CHT MVS 110	80	42	84.5	12	45	164.5	249	M16x35	2.70
CHT MVS 130	80	45	85	14	48.5	180	265	M16x35	3.60
CHT MVS 150	82	50	87	14	53.5	210	297	M16x35	5.00



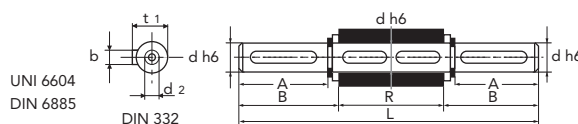
UNI 6604
DIN 6885

DIN 332



KIT ALBERO LENTO DOPPIO

TIPO	A	Ø d	B	R	b	t 1	L	d 2	Peso cad kit kg
CHT MVD 25	23	11	25.5	50	4	12.5	101	-	0.11
CHT MVD 30	30	14	32.5	63	5	16	128	M6x16	0.16
CHT MVD 40	40	18	43	78	6	20.5	164	M6x16	0.34
CHT MVD 50	50	25	53.5	92	8	28	199	M10x22	0.75
CHT MVD 63	50	25	53.5	112	8	28	219	M10x22	0.84
CHT MVD 75	60	28	63.5	120	8	31	247	M10x22	1.20
CHT MVD 90	80	35	84.5	140	10	38	309	M12x28	2.50
CHT MVD 110	80	42	84.5	155	12	45	324	M16x35	3.44
CHT MVD 130	80	45	85	170	14	48.5	340	M16x35	4.25



UNI 6604
DIN 6885

DIN 332